

Dimensions of Intersectionality in Visual Interface Design Projects

Prof. Stefan Jänicke

European Research Area Workshops on the Gender Dimension in Research
'So what does "Gender Dimension in Research" actually mean?'

09/06/2026



Funded by
the European Union



“Making Cultural Heritage Accessible. To Everyone. Everywhere.”

Smashing the Silos! The Future of Cultural Heritage Information and Visualization, Graz, July 9th 2023

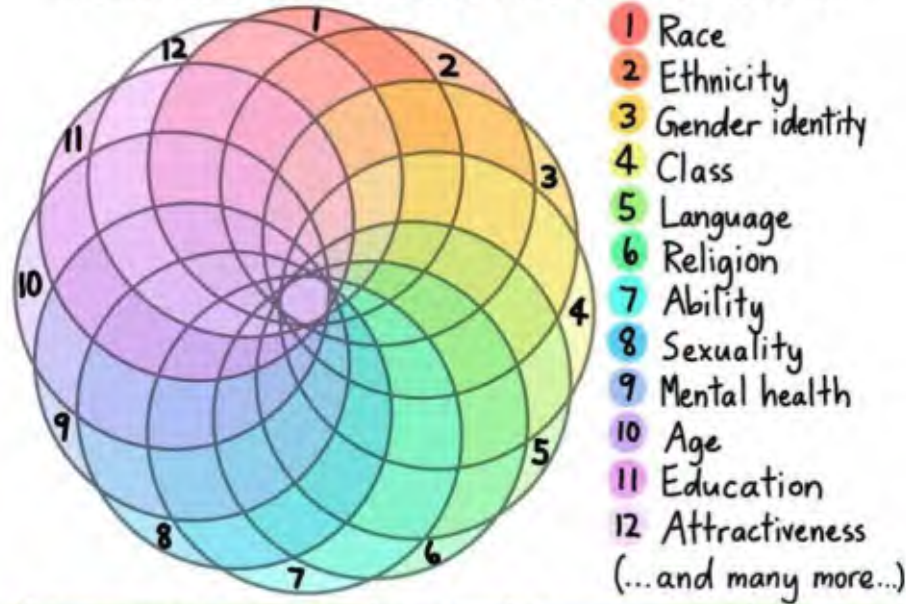






Dimensions of

INTERSECTIONALITY



Intersectionality is a lens through which you can see where power comes and collides, where it locks and intersects. It is the acknowledgement that everyone has their own unique experiences of discrimination and privilege.

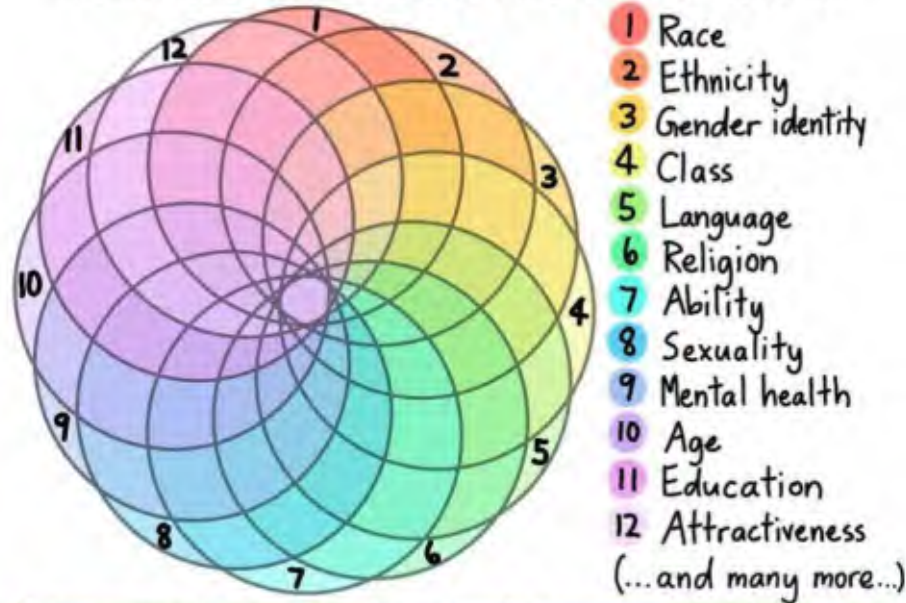
- Kimberlé Crenshaw -

© stylinduckworth

<https://www.cultivate.co/insights/why-intersectionality-matters-at-work-part-one>

Dimensions of

INTERSECTIONALITY



Intersectionality is a lens through which you can see where power comes and collides, where it locks and intersects. It is the acknowledgement that everyone has their own unique experiences of discrimination and privilege.

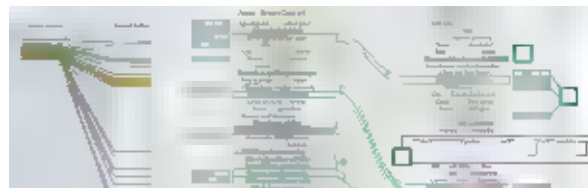
— Kimberlé Crenshaw —

© stylinduckworth





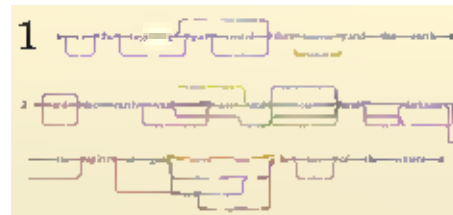
“Inclusive design is the practice of designing products that are accessible and usable by as many people as possible.”

<https://www.cultivate.co/insights/why-intersectionality-matters-at-work-part-one>

Visual Interface Design



stjaenicke@imada.sdu.dk



What's Your Pay Gap?

Women earn less than men in 439 of 446 major U.S. occupations, a Wall Street Journal examination of the gender pay gap found.

They earn more than men in several occupations 

Enter your profession here 

Women working as

earn **56%** of their male counterparts on average.

Median earnings by occupation

Men	\$86,998
Women	\$48,588

\$200,000
\$150,000
\$100,000
\$50,000
\$0



Related: Women in Elite Jobs Face Staggering Pay Gap

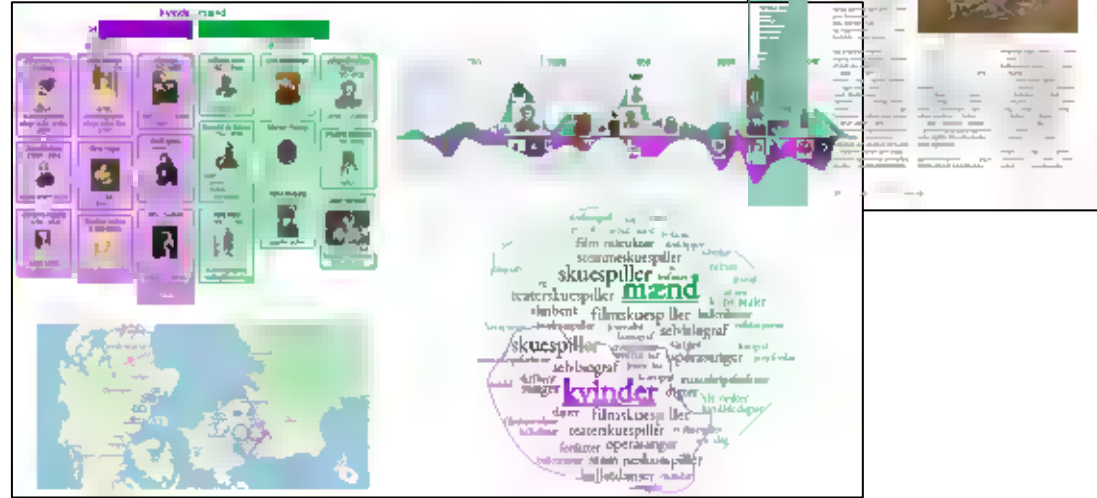
<https://graphics.wsj.com/gender-pay-gap/>

Gender Considerations in Visual Interface Design



avoid using stereotypically coded male/female visuals (icons, colors), and patterns that have historically been used to reinforce a binary and/or fixed view on gender

Schwabish, J., & Feng, A. (2021). Do no harm guide: Applying equity awareness in data visualization.
<https://www.urban.org/research/publication/do-no-harm-guide-applying-equity-awareness-data-visualization>.



<https://aktuelnaturvidenskab.dk/find-artikel/nyeste-numre/5-2020/visualisering>

CORONAVIRUS

New Covid Cases Jump 16% in Rural Counties, Setting New Record

Six out of every 10 rural counties are on the red-zone list. In the Upper Midwest, all but a handful of rural counties are seeing rapid spread of the virus.

by **Tim Murphy** and **Tim Merema**

October 14, 2020

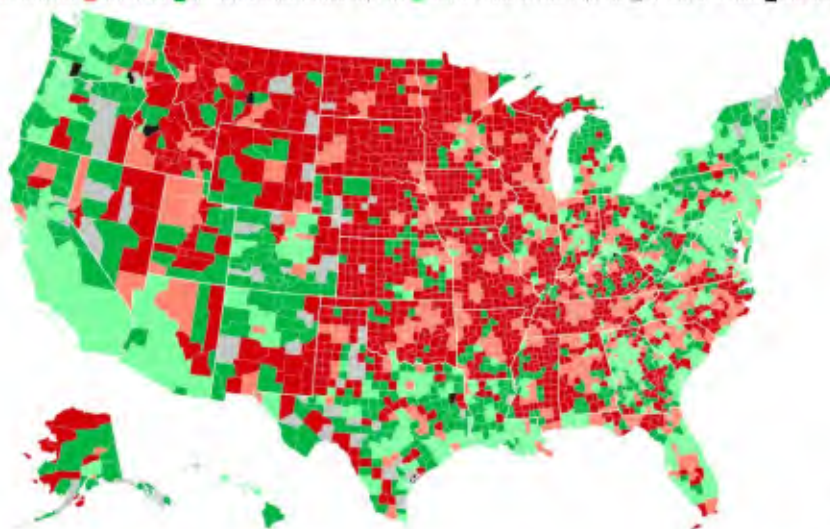



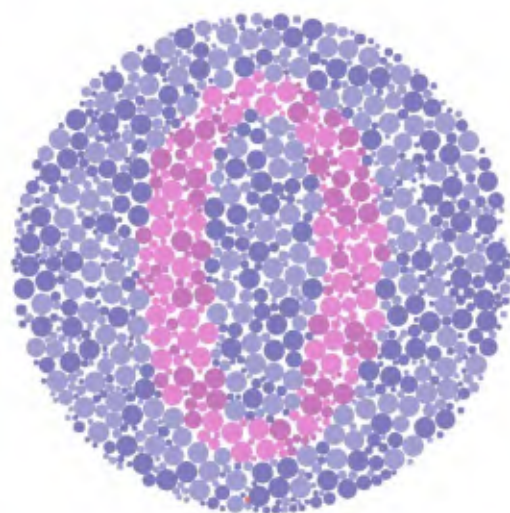

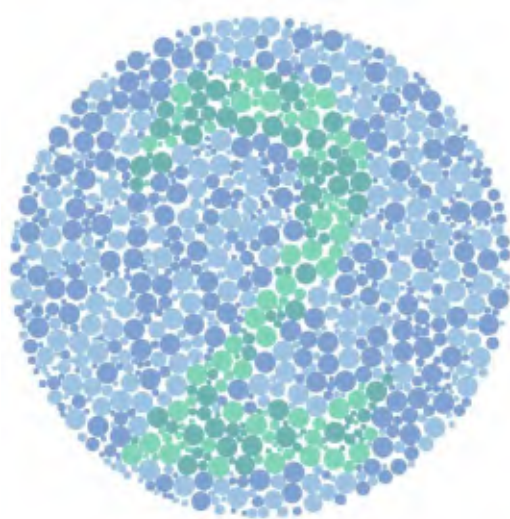
Covid-19 Red Zones, October 4-10

Red-zone counties have a one-week infection rate of 100 or more new cases per 100,000 population.

New Cases over a Seven-Day Period

■ Nonmetro Red Zone ■ Metro Red Zone ■ Nonmetro, New Infection Rate Below 100 per 100k ■ Metro, New Infection Rate Below 100 per 100k ■ Nonmetro, No New Cases ■ Metro, No New Cases





What is inclusive digital design?

Inclusive design is the practice of designing products that are accessible and usable by as many people as possible.



Exclusion



Segregation



Integration



Inclusion

What is inclusive digital design?

Inclusive design is the practice of designing products that are accessible and usable by as many people as possible.

“DESIGNING FOR INCLUSION BEGINS WITH RECOGNIZING EXCLUSION.”



Exclusion



Segregation




Integration



Inclusion

What is inclusive digital design?



The design completely ignores the needs of certain users, making a digital product impossible for them to use.

What is inclusive digital design?



Exclusion



Segregation



Integration



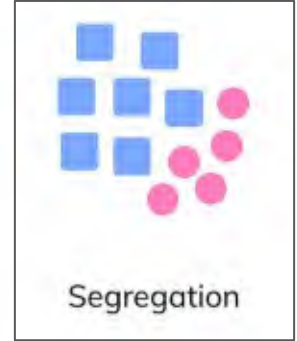
Inclusion

Users are forced into a specialized, "special needs," or stripped-down version of the website (e.g., a "text-only" website alternative for disabled users instead of an accessible main site).

What is inclusive digital design?



Exclusion



Segregation



Integration



Inclusion

Users are forced into a specialized, "special needs," or stripped-down version of the website (e.g., a "text-only" website alternative for disabled users instead of an accessible main site).

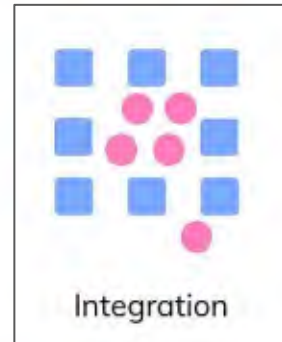
What is inclusive digital design?



Exclusion



Segregation



Integration



Inclusion

Users are partially involved in the standard experience, but require workarounds or special permissions to access the same information.

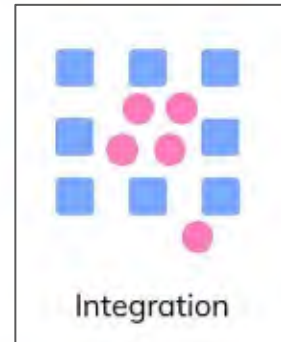
What is inclusive digital design?



Exclusion



Segregation



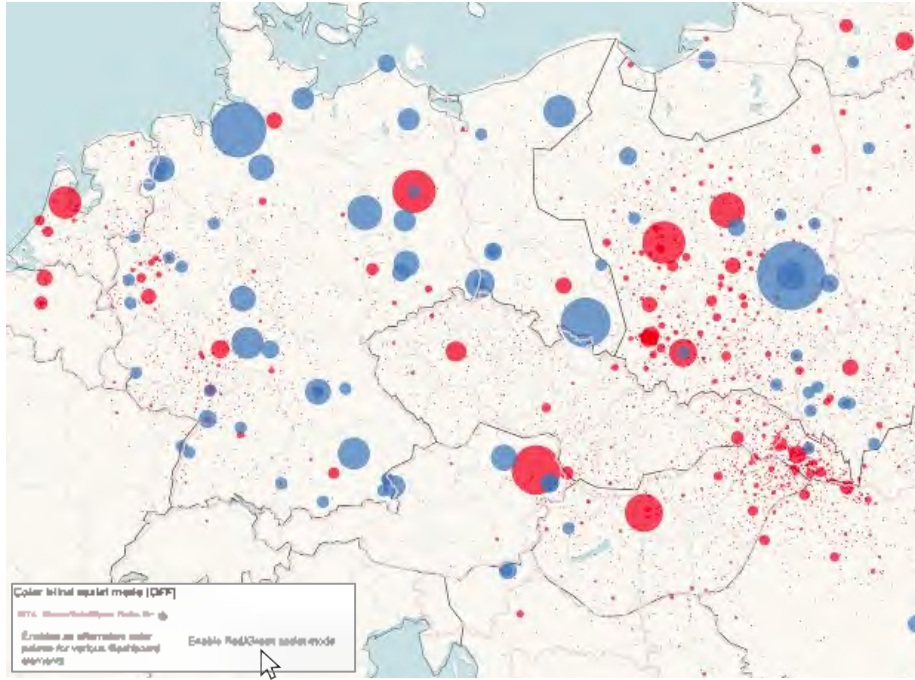
Integration



Inclusion

Users are partially involved in the standard experience, but require workarounds or special permissions to access the same information.

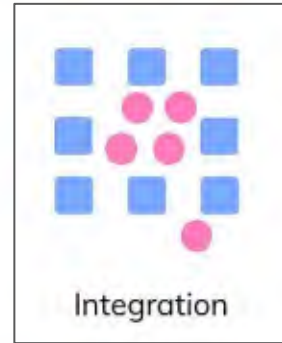
What is inclusive digital design?



Exclusion



Segregation



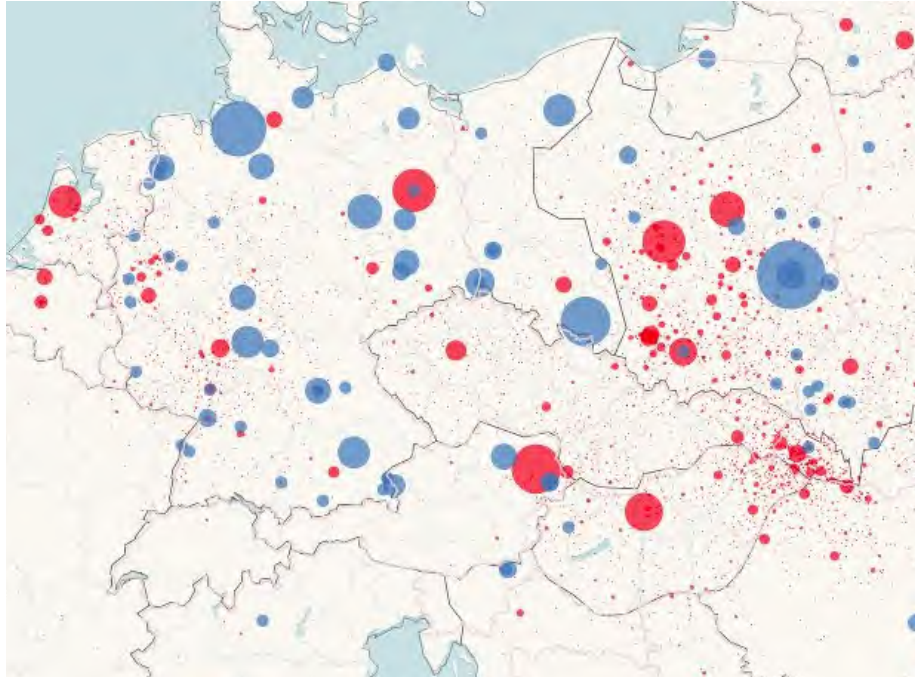
Integration



Inclusion

Users are partially involved in the standard experience, but require workarounds or special permissions to access the same information.

What is inclusive digital design?



Exclusion



Segregation



Integration



Inclusion

The product accommodates the full spectrum of human diversity within a single, unified experience.

What is inclusive digital design?



Exclusion



Segregation



Integration

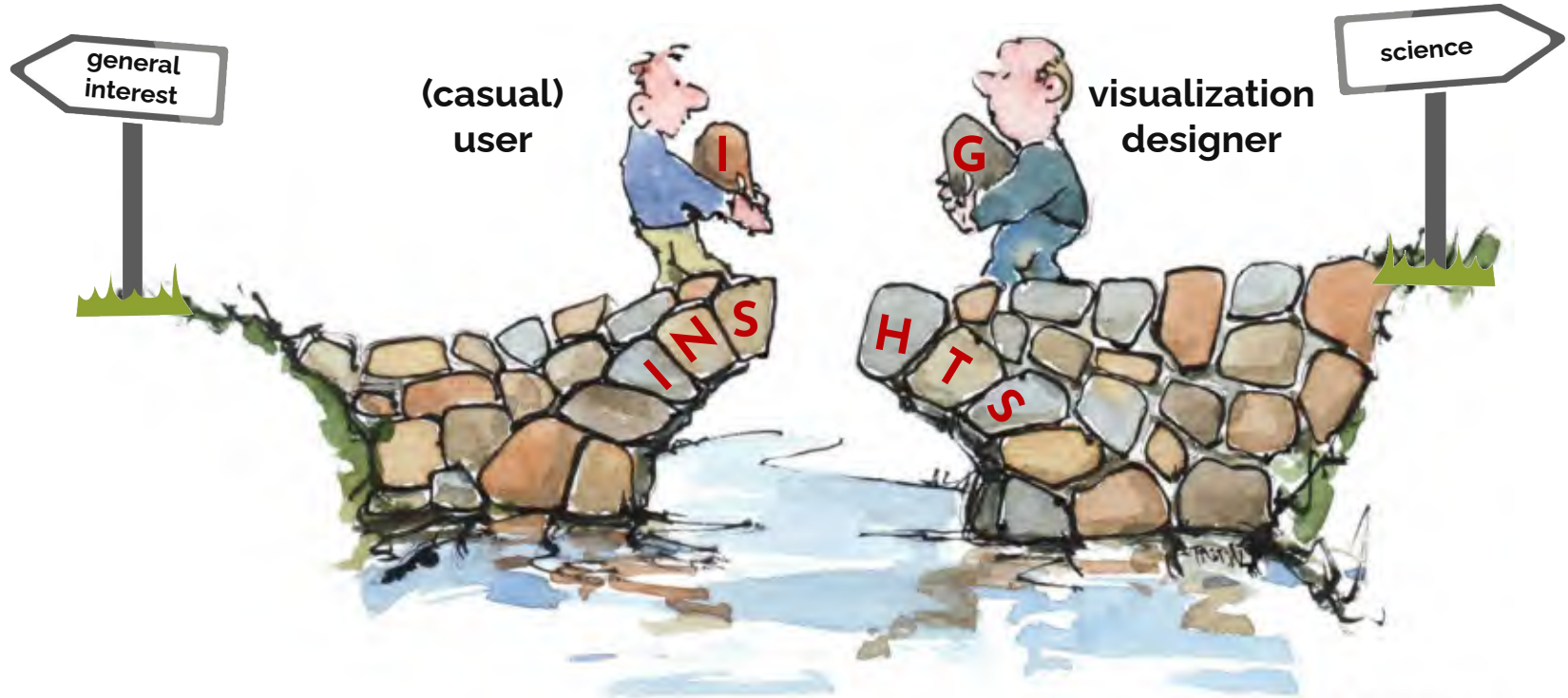


Inclusion

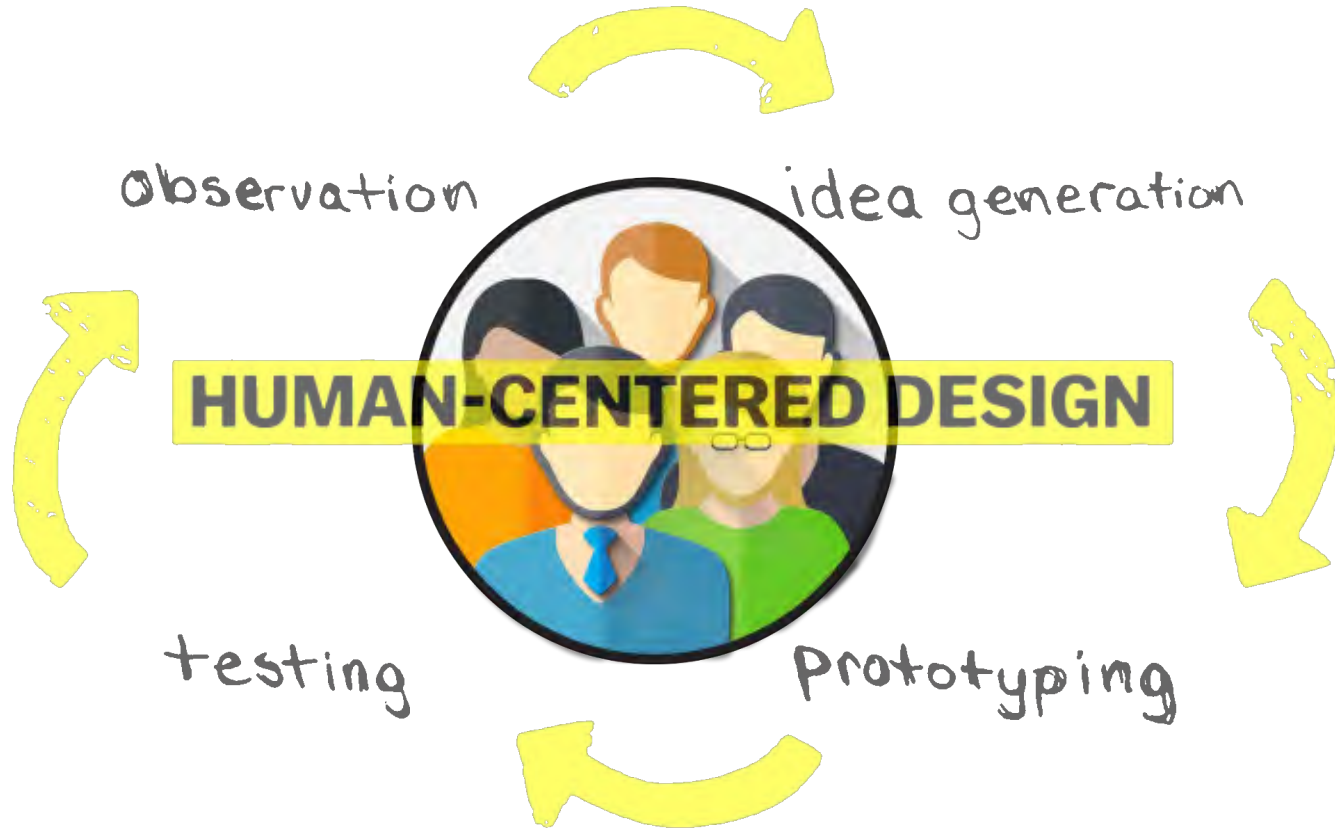
The product accommodates the full spectrum of human diversity within a single, unified experience.

Building Bridges with Visualization & Storytelling

(casual) user accessibility



Including “the majority”




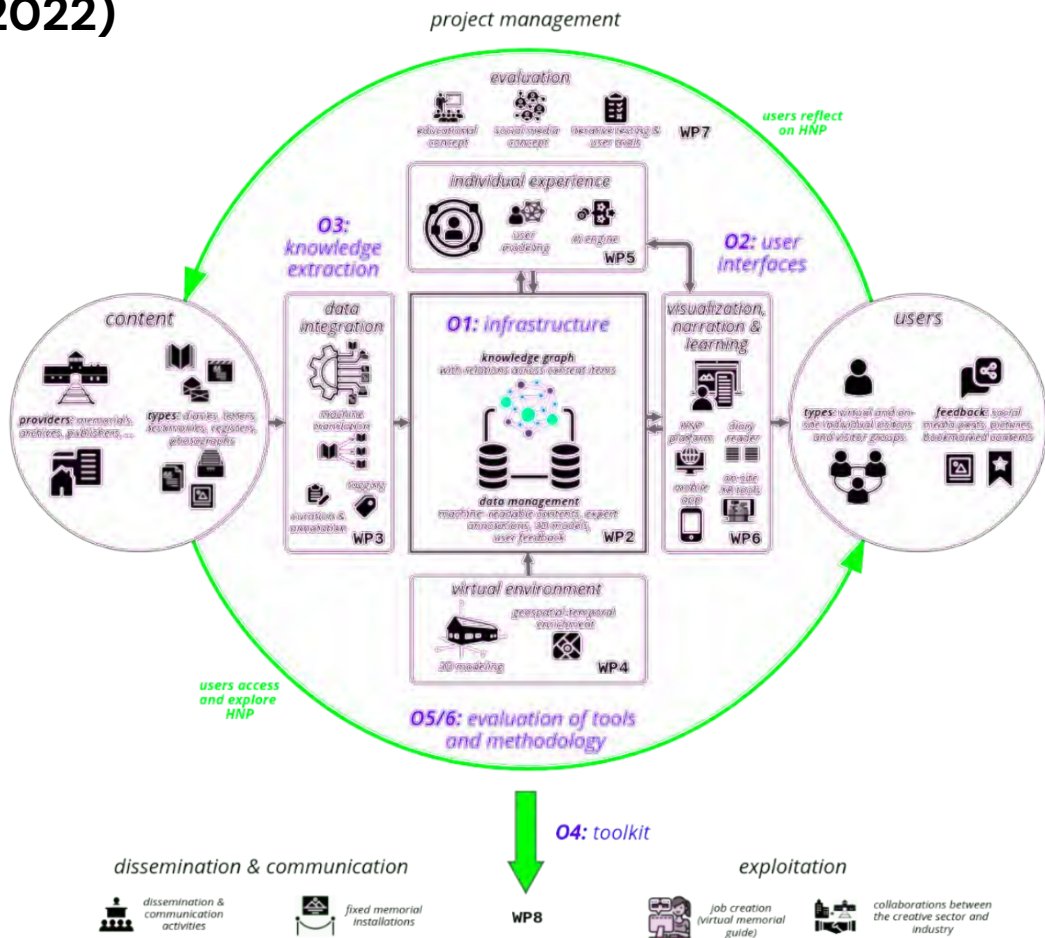



Virtualisation and Multimodal Exploration of Heritage on Nazi Persecution Methodology (2022)

USC Shoah Foundation
1994 - 2024



VISUAL HISTORY ARCHIVE

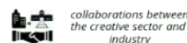


dissemination & communication



WP8

exploitation



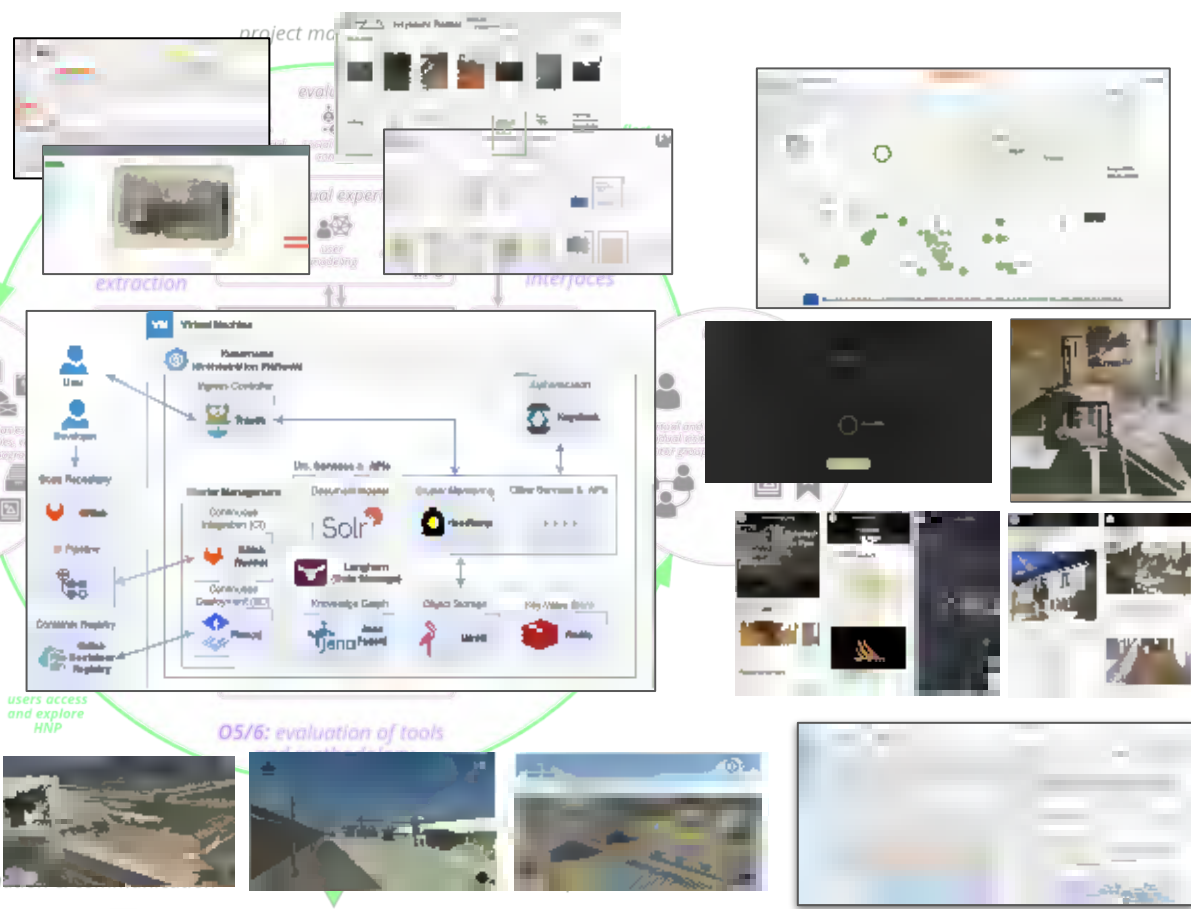
Virtualisation and Multimodal Exploration of Heritage on Nazi Persecution

Results (2026)



USC Shoah Foundation
1994 - 2024

VISUAL HISTORY
ARCHIVE



dissemination



fixed memorial installations



WP8

job creation (virtual memorial guide)



collaborations between the creative sector and industry



Search
Main page
On DEGOB
The Survivor Witnesses
Glossary
Encyclopedia of Camps
Supporters

General search

Keyword:

Search

[Advanced search](#)

Online database in English and Hungarian

The staff of the Hungarian Jewish relief organisation, National Committee for Attending Deportees (DEGOB), recorded the personal stories of approximately 5000 Hungarian Holocaust survivors in 1945-1946. On our website the complete (predominantly Hungarian) text and the scanned images of more than 3500 protocols can be found. Presently this is most extensive Holocaust testimonial online database in the world. In 2006, we commenced the translation of the documents into English.

Search

With the help of the general and advanced search, any data (geographical and personal names or any given Hungarian or English expression) may be searched for in the collection. The topical search categorises the protocols by the most important historical aspects of the Holocaust.

Education

To serve visitors (e.g., teachers and students in higher and intermediate education as well as scholars) who are interested in the fates of the survivors and certain Jewish communities, some thirty historical and sociological analyses based on the testimonies were authored. These brief studies, complemented by pictures, tables, and maps, were created to help to gather information about and to better understand the tragedy of Hungarian Jewry. They might also support Holocaust education in schools.

Dedication

Every tenth victim of the Holocaust and every third victim of the largest Nazi extermination camp, Auschwitz-Birkenau, was a Hungarian Jew. The creation of this website is dedicated to and serves their memory.

[The Holocaust in Hungary](#)

[Perpetrators](#)

[The Gentile Population](#)

[Regions of Destruction](#)

[Women](#)

[The First Massacre](#)

[Antisemitism](#)

[The Jewish Council](#)

[Resistance, Zionists](#)

[Death Factory -](#)

[Auschwitz-Birkenau](#)


[1944](#)

[Rescue](#)


[Looting](#)

[Labour Service](#)

How can we make the dataset interesting for everyone?




How can we make the dataset interesting for everyone?



FERRAMONTI 3D



April 2024



FERRAMONTI 3D




June 2025



The Ferramonti camp was unlike any other concentration camp. Here were people living an almost normal life and a whole society with occupations, religion, sports and even weddings developed. This photobook is depicting this vividly...






FERRAMONTI 3D



April 2026



FERRAMONTI 3

April 2026



FERRAMONTI 3D



April 2026



SEPTEMBER 24TH & 25TH



[The Event](#)

[Organisation](#)

[Keynote Speakers](#)

[Conference Tracks](#)

[Call for Papers & Submissions](#)


[Key Dates & Registration Information](#)

Welcome to DHECC2026

The first Digital Heritage of European Conflicts Conference (DHECC) marks the closing event of the Horizon Europe MEMORISE project, which develops new digital experiences for conveying the heritage of Nazi persecution. Reaching beyond the project's scope, we invite researchers, heritage professionals, and memorial site representatives to reflect on how digital technologies are reshaping the ways Europe remembers, learns about, and communicates its conflicted pasts. Held in Odense, Denmark, from 24–25 September 2026, the conference provides a dedicated forum for interdisciplinary exchange at the intersection of digital innovation, historical scholarship, and commemorative practice.

Across Europe, conflict-related heritage is increasingly mediated through immersive environments, data-driven storytelling, artificial intelligence, digital learning platforms, and social media. These developments open new possibilities for access, engagement, and research while also raising profound ethical, methodological, and societal questions. This conference responds to these challenges by fostering dialogue between technical experts, humanities scholars, educators, designers, and practitioners working at memorial sites and museums.

Dimensions of Intersectionality in Visual Interface Design Projects



Questions & Answers

Stefan Jänicke

Professor of Data Science

Head of the Centre for Visual Data Science

Write me: stjaenicke@imada.sdu.dk



Funded by
the European Union

